

RW[®] bit

The perfect bit for the new generation of ASSY screws

- More power due to larger contact area at the bit
- More stability and precise positioning due to perfect fit of the bit in the drive
- One-handed work and excellent support when positioning due to plug-in effect
- Double printed bit for easy identification of the desired bit size




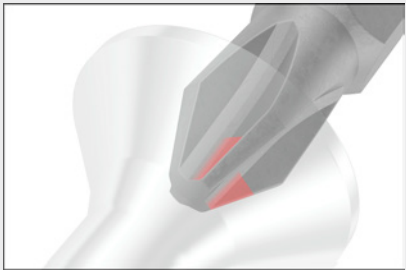

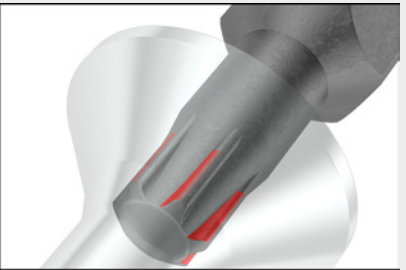
Illustration only



Drive	1/4 inch
Drive type	Hexagon socket
Tip type	RW
Length	25 mm

Color Coding System	Tip size	Art. no.	P. Qty.
■ RW 10	RW10	0614 70 10	10
■ RW 20	RW20	0614 70 20	10
■ RW 25	RW25	0614 70 25	10
■ RW 30	RW30	0614 70 30	10
■ RW 40	RW40	0614 70 40	10

Details/Application

PH/PZ tip	TX output	RW drive
 <p>Good centring of the bit in the drive. But low power transmission and easy head turning.</p>	 <p>High torque transmission and good lateral support in the drive. However, unscrewing the head slightly and inserting small bit sizes into the screw head is difficult.</p>	 <p>Bit fits perfectly into the drive due to the tapered and deep-embedded RW bit. Maximum power transmission and longer service life are ensured by enlarged wing surfaces.</p>

Notice

You only need one bit for the RW and the AW drive. RW and AW bits are suitable for screws with both RW and AW drives.